


Rotary handle for TeSys GV2 and GV3 circuit-breakers  
and TeSys U starters-controllers

# TeSys rotary handle



Safety and simplicity  
at hand's reach!

# The new generation of for TeSys GV2 and GV3 circuit

## What are they used for?

To switch off manually,  
find out circuit-breaker  
status (ON, OFF, TRIP)  
and padlock the  
operating handle.



The TeSys rotary  
handle is fitted on  
a drawer (fixed or  
plug-in) or on  
the electrical  
switchboard panel.



**Bow**

High resistance  
with forced opening  
(door violation).  
> Optional.

**Angle bracket**

To maintain the axis in  
the extension of the handle  
(when  $D \geq 250$  mm).  
> Optional.



TeSys GV2  
circuit-breaker

# TeSys rotary handles

## -breakers and TeSys U starters

### Transmission link

Guarantees exact position of the handle and stable handling.

### Axis with stainless steel cross

Helps ensure overall ruggedness of the handle.

### "Defeater" screw

Allows enclosure opening in ON position.

### Handle

Provides information on circuit-breaker status (ON, OFF, TRIP) and allows handle locking. IP54 or IP65.

### Ø 22 mm nut

Used to fasten the handle. Allows precise cutting of the axis. Corrects any misalignment between the axis and the handle.

Unrivalled advantages for panel builders and electrical switchboard users.

### > Ruggedness

- 2 levels of tightness: IP54 et IP65.
- Outdoor use: conform to the UL "Nema 4x" standard for harsh environments.
- Axis with stainless steel cross.
- Compact handle: reduced external depth.

### > Safety

- VPO\* safety function (international standard IEC 60947-3).
- Locking in OFF position. Possible with 3 padlocks (4 to 8 mm).
- Available in red and yellow.

### > Continuity of supply

- "Defeater" function: enclosure can be opened in ON position.
- Locking in ON position possible by voluntary action (only on black TeSys handles).

### > Ease of installation and use

- Quick fastening with the same drilling tool (Ø 22): pushbuttons, rotary handle, etc.
- Drilling accuracy (Laser Square).
- Easy alignment of handle axis thanks to the angle bracket.
- Easy fastening of TeSys handles on the existing drillings (universal adapter).



TeSys GV3 circuit-breaker





TeSys U starter-controller

\*Verification Positive Opening. The VPO function prevents handle locking in event of pole welding.

# Rotary handle for TeSys GV2 and GV3 circuit-breakers and TeSys U starters-controllers

## Handle choice table

Dimensions (mm)				
Colour		Protection	Fastening	Part no.
	Red handle Yellow front face (60x60)	IP54	Ø22	<b>GVAPR54</b>
		IP65	Ø22 + 4 screws	<b>GVAPR65</b>
	Black handle Dark grey front face (60x60)	IP54	Ø22	<b>GVAPB54</b>


## Part number substitution table

Current offer		New offer (available June 2010)	
Part no	Part no	Characteristics	
<b>TeSys U</b>			
LU9AP00 + LU9AP11	<b>LU9APN21</b>	IP54 kit, black	
LU9AP00 + LU9AP12	<b>LU9APN22</b>	IP54 kit, red/yellow	
-	<b>LU9APN24</b>	IP65 kit, red/yellow	
-	<b>GVAPK12</b>	Angle bracket (D > 300 mm)	
<b>TeSys GV2 P/L</b>			
GV2AP01	<b>GV2APN01</b>	IP54 kit, black	
GV2AP02	<b>GV2APN02</b>	IP54 kit, red/yellow	
-	<b>GV2APN04</b>	IP65 kit, red/yellow	
-	<b>GVAPK11</b>	Angle bracket (D > 250 mm)	
-	<b>GVAPH02</b>	Bow	
<b>TeSys GV3 P/L</b>			
GV3AP01	<b>GV3APN01</b>	IP54 kit, black	
GV3AP02	<b>GV3APN02</b>	IP54 kit, red/yellow	
-	<b>GV3APN04</b>	IP65 kit, red/yellow	
-	<b>GVAPK12</b>	Angle bracket (D > 300 mm)	
-	<b>GVAPH03</b>	Bow	
<b>Universal accessories</b>			
-	<b>GVAPB54</b>	Black handle, IP54	
-	<b>GVAPR54</b>	Red handle/yellow front plate, IP54	
-	<b>GVAPR65</b>	Red handle/yellow front plate, IP65	
-	<b>GVAPA1</b>	315 mm axis	
-	<b>GVAPP1</b>	Universal adapter	
-	<b>GVAPL01</b>	Laser Square	



**Laser Square**

Accuracy...



quite simply!

Essential for accurate and careful alignment of the rotary handle and circuit-breaker, the Laser Square is much more than a mere accessory!

- Simplified handle alignment
- Guaranteed drilling accuracy
- Compact tool
- Easy to use.

## Schneider Electric Industries SAS

35, rue Joseph Monier  
CS 30323  
F- 92506 Rueil Malmaison Cedex  
France  
RCS Nanterre 954 503 439  
Capital social 896 313 776 €  
www.schneider-electric.com

As standards, specifications and designs change from time to time, please ask for confirmation of the information given in this publication.



Printed on ecological paper

Publishing: Schneider Electric  
Design-layout: SEDOC  
Printing: