



Schneider Electric non-financial results Q4 2015

February 17th, 2016



2015-2017 BAROMETER
**PLANET &
SOCIETY**
A measured & visible commitment

This quarter, our Planet & Society barometer reaches 6.33/10

Indicators and objectives 2017

Q3 2015

Q4 2015

Planet



Selected indicators

- **10%** energy savings

3.4%

4.5%

- **Towards zero** waste to landfill for 100 industrial sites

54

64

Profit



Selected indicators

- **120,000 tons** of CO₂ avoided through maintenance, retrofit and end-of-life services

28,937

44,777

- **All** our entities pass our internal Ethics & Responsibility assessment

72%

88%

People



Selected indicators

- **One day** training for every employee every year
- **150,000** underprivileged people trained in energy management

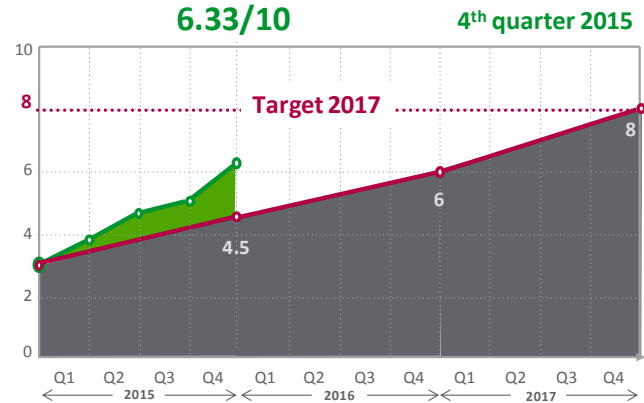
73.1%

85.6%

94,948

102,884

Barometer's score end of Q4:



This quarter, Schneider Electric was rewarded by:



Climate Leadership (CDP)
Highest rating of 100 out of 100 and member of the 'Climate A list' of CDP for the 5th year




Life Is On


Schneider
Electric

The Planet & Society barometer

Our 2015-2017 detailed sustainability scorecard, as of Q4 2015

Planet & Society barometer (objectives for 2017)

			Start 01/2015	Results Q3 2015	Results Q4 2015	Target 12/2017
Overall score (out of 10)			3.00	5.06	6.33	8/10
	CLIMATE	1 10% energy savings	-	3.4%	4.5%	10%
		2 10% CO ₂ savings from transportation	-	7.03%	8.4%	10%
	CIRCULAR ECONOMY	3 Towards zero waste to landfill for 100 industrial sites	34	54	64	100
		4 100% of products in R&D designed with <i>Schneider ecoDesign Way</i> TM	-	12.5%	13.3%	100%
	CLIMATE + DEVELOPMENT (Sustainability offers)	5 75% of product revenue with <i>Green Premium</i> TM eco-label	60.5%	62.1%	67.1%	75%
		6 100% of new large customer projects with CO ₂ impact quantification	-	-	-	100%
		7 120,000 tons of CO ₂ avoided through maintenance, retrofit and end-of-life services	-	28,937	44,777	120,000
		8 x5 turnover of Access to Energy program to promote development for underprivileged people	-	x2.1	X2.07	x5
	ETHICS	9 100% of our recommended suppliers embrace ISO 26000 guidelines	48%	59.1%	64.7%	100%
		10 All our entities pass our internal Ethics & Responsibility assessment	-	72%	88%	100%
	HEALTH & EQUITY	11 30% reduction in the Medical Incident Rate (MIR)	-	23%	17%	30%
		12 One day training for every employee every year	79%	73.1%	85.6%	85%
		13 64% scored in our Employee Engagement Index	61%	61%	61%	64%
		14 85% of employees work in countries with Schneider gender pay equity plan	-	-	57%	85%
	DEVELOPMENT	15 150,000 underprivileged people trained in energy management	73,339	94,948	102,884	150,000
		16 1,300 missions within Schneider Electric Teachers NGO	460	695	878	1,300

 The arrow shows if the indicator has risen, stayed the same or fallen compared to the previous quarter. The colour shows if the indicator is above or below the objective of 8/10.

Life Is On



Schneider
Electric

